

Copyright Reserved

The Contractor shall verify and be responsible for all dimensions. DO NOT scale the drawing - any errors or omissions shall be reported to Stantec without delay.
 The Copyrights to all designs and drawings are the property of Stantec. Reproduction or use for any purpose other than that authorized by Stantec is forbidden.

Notes

UTILITIES NOTE: The position of any existing public or private sewers, utility services, plant or apparatus shown on this drawing is believed to be correct, but no warranty to this is expressed or implied. Other such plant or apparatus may also be present but not shown. The Contractor is therefore advised to undertake their own investigation where the presence of any existing sewers, services, plant or apparatus may affect their operations.

- All dimensions are in millimetres unless noted otherwise.
- All levels are in metres relative to Ordnance Datum Newlyn unless noted otherwise.
- All coordinates are in metres relative to Ordnance Survey National Grid.
- The Contractor is to verify all dimensions on site before commencing work or preparing shop drawings.
- This drawing is to be read in conjunction with all Engineers and Architects drawings and specifications.

Issued/Revision	DF	TB	2023.04.28
	By	Appd	YYYY.MM.DD
	DF	TB	2022.09.23
	Dwn.	Dsgn.	Chkd.
			YYYY.MM.DD

Issue Status

PLANNING APPROVAL

This document is suitable only for the purpose noted above. Use of this document for any other purpose is not permitted.

Client/Project Logo



Client/Project

NORFOLK COUNTY COUNCIL

SHERINGHAM RECYCLING CENTRE

Title

PROPOSED DRAINAGE LAYOUT

Project No.

49868

Scale

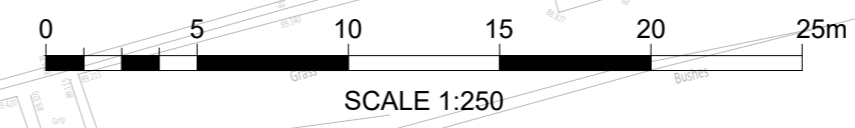
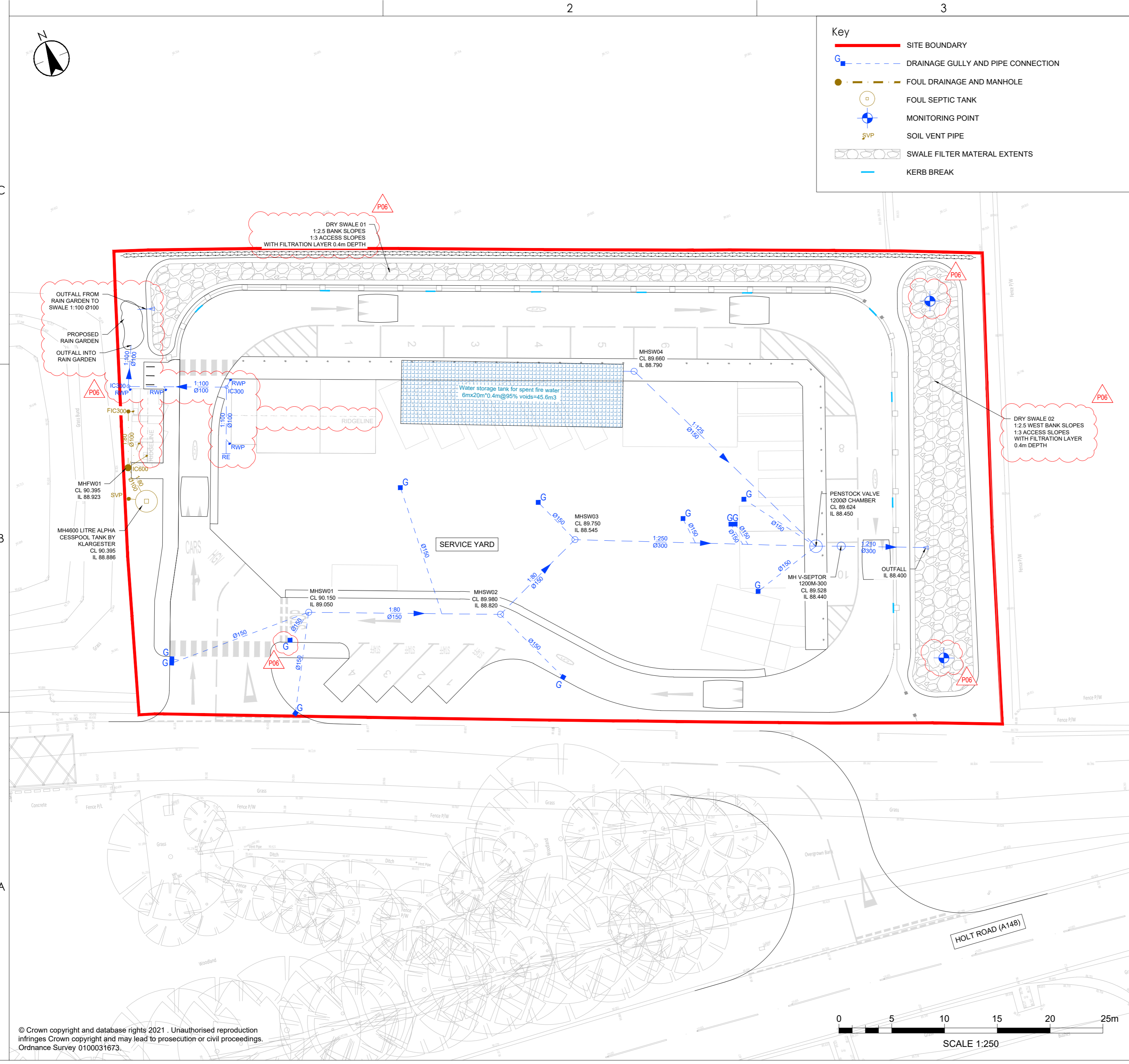
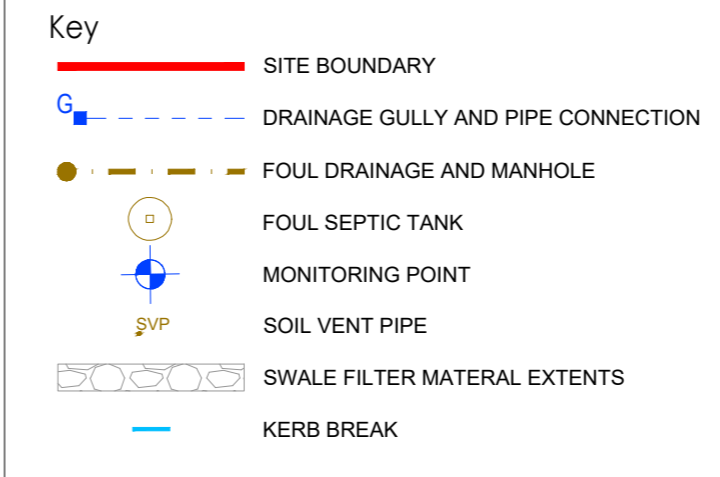
1:250 @ A2

Revision

P06

Drawing No.

49868/2001/501



© Crown copyright and database rights 2021. Unauthorised reproduction infringes Crown copyright and may lead to prosecution or civil proceedings. Ordnance Survey 0100031673.

Plotted: 28.04.2023 10:16:35 AM By: Foukes, David
 ORIGINAL SHEET - SOA2 - \\camv\p\001\com\projects\9868\sheringham recycling centre\cad\dwg\2001_cnv\9868_2001_501 - drainage layout