

Copyright Reserved

The Contractor shall verify and be responsible for all dimensions. DO NOT scale the drawing - any errors or omissions shall be reported to Stantec without delay.
 The Copyrights to all designs and drawings are the property of Stantec. Reproduction or use for any purpose other than that authorized by Stantec is forbidden.

Notes

UTILITIES NOTE: The position of any existing public or private sewers, utility services, plant or apparatus shown on this drawing is believed to be correct, but no warranty to this is expressed or implied. Other such plant or apparatus may also be present but not shown. The Contractor is therefore advised to undertake their own investigation where the presence of any existing sewers, services, plant or apparatus may affect their operations.

- All dimensions are in millimetres unless noted otherwise.
- All levels are in metres relative to Ordnance Datum Newlyn unless noted otherwise.
- All coordinates are in metres relative to Ordnance Survey National Grid.
- The Contractor is to verify all dimensions on site before commencing work or preparing shop drawings.
- This drawing is to be read in conjunction with all Engineers and Architects drawings and specifications.

P06 BACKGROUND INFORMATION UPDATED	DF	TB	2023.02.02
Issued/Revision	By	Appd	YYYY.MM.DD
	Dwn.	Dsgn.	YYYY.MM.DD

Issue Status

PLANNING APPROVAL

This document is suitable only for the purpose noted above. Use of this document for any other purpose is not permitted.

Client/Project Logo




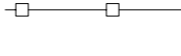

Client/Project
NORFOLK COUNTY COUNCIL

SHERINGHAM RECYCLING CENTRE

Title
PROPOSED KERBING LAYOUT

Project No. 49868	Scale 1:250 @ A2
Revision P06	Drawing No. 49868/2001/1101

Key

	SITE BOUNDARY
	PROPOSED TIMBER TRIP RAIL FENCE, POSTS AT 2m (MAX) CENTRES. NO POST IS TO BE CENTRED WITHIN THE FLUSH CHANNEL AND SHOULD BE POSITIONED TO SUIT
	PROPOSED SPEED HUMP
HB2	PRECAST CONCRETE HALF BATTERED KERB WITH 100mm KERBFACE TO BE INSTALLED AS PER HB2 KERB DETAIL
BN1	PRECAST CONCRETE BULLNOSED DROPPED KERB WITH 25mm UPSTAND TO BE INSTALLED AS PER DROPPED KERB DETAIL
BN2	PRECAST CONCRETE BULLNOSED DROPPED KERB WITH 6mm UPSTAND TO BE INSTALLED AS PER DROPPED KERB DETAIL
DK	PRECAST CONCRETE HALF BATTERED TRANSITION DROPPER (100mm TO 25mm) TO BE INSTALLED AS PER TRANSITION KERB DETAIL
FC	PROPOSED FLUSH CHANNEL - 150 x 145 CLASSIC CROSSING (SQ) ECO COUNTRYSIDE - INSTALLED AS PER CHANNEL DETAIL
TK	PROPOSED TITAN KERB - 325mm UPSTAND, INSTALLED AS PER TITAN KERB DETAIL
TDK	PROPOSED TITAN DROP KERB - 325mm UPSTAND, INSTALLED AS PER TITAN KERB DETAIL
EF	PRECAST CONCRETE FOOTWAY EDGING TO BE INSTALLED AS PER EDGING DETAIL

